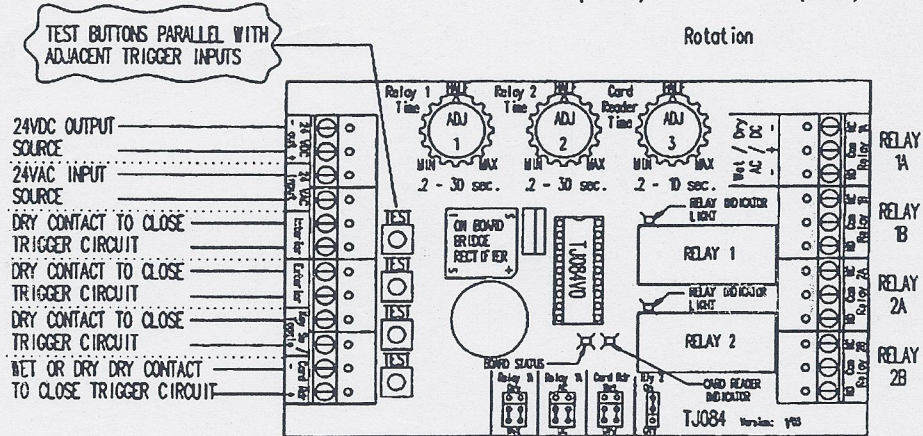
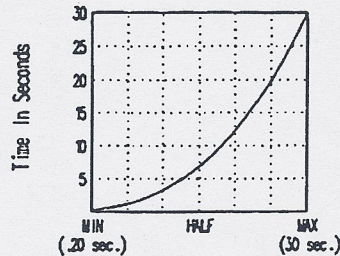
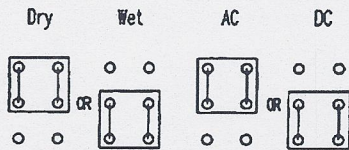


# TJ084 ELECTRIC LOCKING INTERFACE

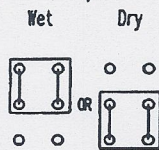


## JUMPER STRAPS

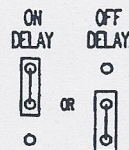
Options for contacts labeled Relay 1A only



Options for Card Reader Input



Options for Relay 2



Adj. 2 waits until time expires before triggering Relay 2

Relay 2 triggers and waits until Adj. 2 time expires to untrigger

THIS ELECTRIC LOCKING INTERFACE CIRCUIT BOARD IS FOR MULTIPLE DELAY USES. RELAY #1 IS A TIMER CONTROLLED OFF DELAY WITH CHOICE OF WET OR DRY CONTACTS ON ONE SET OF FORM "C" CONTACTS. RELAY #2 IS A SELECTABLE TIMER CONTROLLED OFF OR ON DELAY WITH TWO SETS OF DRY FORM "C" CONTACTS.

CARD READER FUNCTION: KEY SWITCH/TOGGLE CONTACTS MUST BE CLOSED FOR CARD READER FUNCTION TO BE ACTIVATED. WHEN ACTIVATED THE EXTERIOR SWITCH IS DISABLED AND THE DOOR IS LOCKED. THE INTERIOR SWITCH IS ALWAYS ENABLED. WHEN THE BOARD RECEIVES A CARD READER INPUT, THE LOCKING DEVICE IS UNLOCKED AND THE EXTERIOR SWITCH IS ENABLED. WHEN THE CARD READER SIGNAL CEASES, THE TIME DELAY ADJUSTMENT STARTS TO COUNT DOWN. WHEN TIME IS EXPIRED, THE DOOR RE-LOCKS AND THE EXTERIOR SWITCH IS DISABLED.

## TJ084 ELECTRIC LOCKING INTERFACE

PARTS USED			
QUANTITY	ITEM	QUANTITY	ITEM