



4242 Baldwin Boulevard
 Corpus Christi,
 Texas 78405-3399
 361-888-5591
 800-531-3111
 Fax: 361-888-6510
 Fax: 800-531-3108
<http://www.hortondoors.com>

TECH DATA

ACTIVATING & SAFETY DEVICES

PUSH BUTTON & PUSH PLATE SWITCHES E2.0

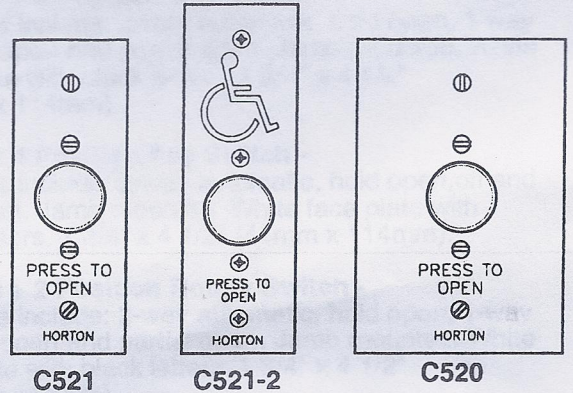
3/00

PUSH BUTTON SWITCHES

C520 -
 Wall mounted. Black face plate with a red button.
 2 3/4" x 4 1/2" (70mm x 114mm).

C521 -
 Jamb mounted. Black face plate with a red button.
 1 3/4" x 4 1/2" (44mm x 114mm).

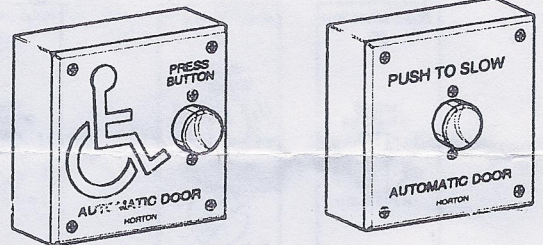
C521-2 -
 Jamb mounted. Black face plate with a red button.
 1 3/4" x 5" (44mm x 127mm).



For use on all products

C1315-2 -
 For use on handicap designated openings.
 Momentary contact microswitch assembly with 1" (25mm) diameter red button with junction box. Junction box is 4" (102mm) square x 1 1/2" (38mm) deep, molded plastic with 1/8" (3mm) thick blue plastic cover with raised white lettering and handicap logo. This unit may be surface mounted on the wall or a post.

C9616-1 -
 "Push to Slow" button for revolving doors.
 Same as C315-2 except for engraving on face cover.



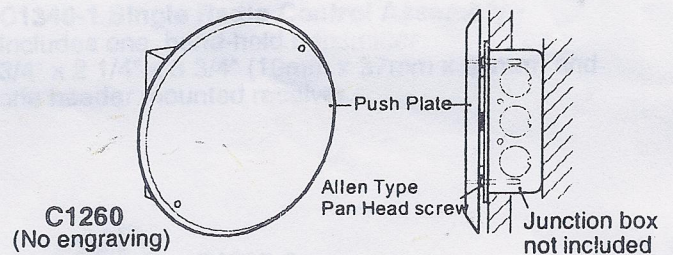
C1315-2
 For use on slide, swing and folding

C9616-1
 For use on revolving doors

PUSH PLATE SWITCHES

C1260 (Plain) -
 6 1/4" (159mm) diameter brushed stainless steel push plate and microswitch assembly with momentary contact. Assembly mounts to standard junction box, 4" (102mm) square x 1 1/2" (38mm) deep (not included) with four allen types screws (included) which are accessible through two holes in the front face of the push plate.

C1260-1, 2 & 3 (Engraved) -
 The plate can be engraved with the international handicap symbol and/or a message as shown (engraved symbol and letters colored blue).



C1260
 (No engraving)



C1260-1



C1260-3



C1260-4

For use on slide swing and folding