
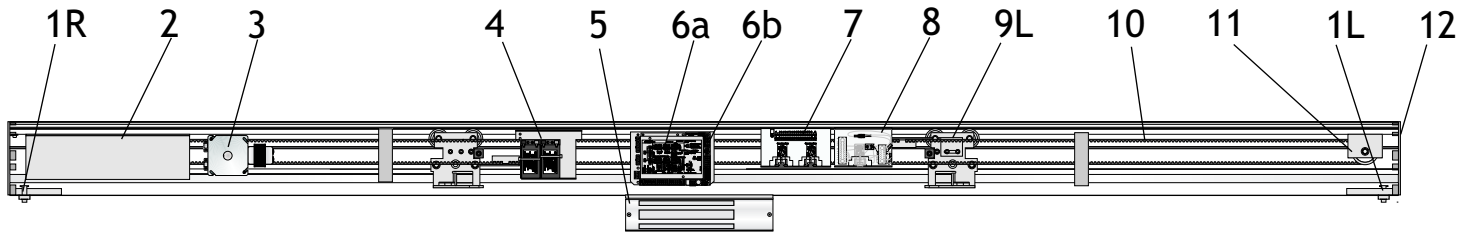



# FFM HEADER COMPONENTS




1 150-208LH & 150-209 RH




2 160-201




3 150-025




4 160-011




5 140-061




6a 160-002




6b 160-029



7 140-220




8 140-225




9 150-202 LH and 150-203 RH



10 130-004



11 190-011 w/190-207



12 11x-040 L and R

3rd DIGIT x= FINISH 1-MILL 2-CLEAR 3-BRONZE REPLACE "x" WITH COLOR NUMBER  
 END OF PART NUMBER LENGTH= LENGTH NEEDED IN INCH TO NEAREST UPWARD FOOT

