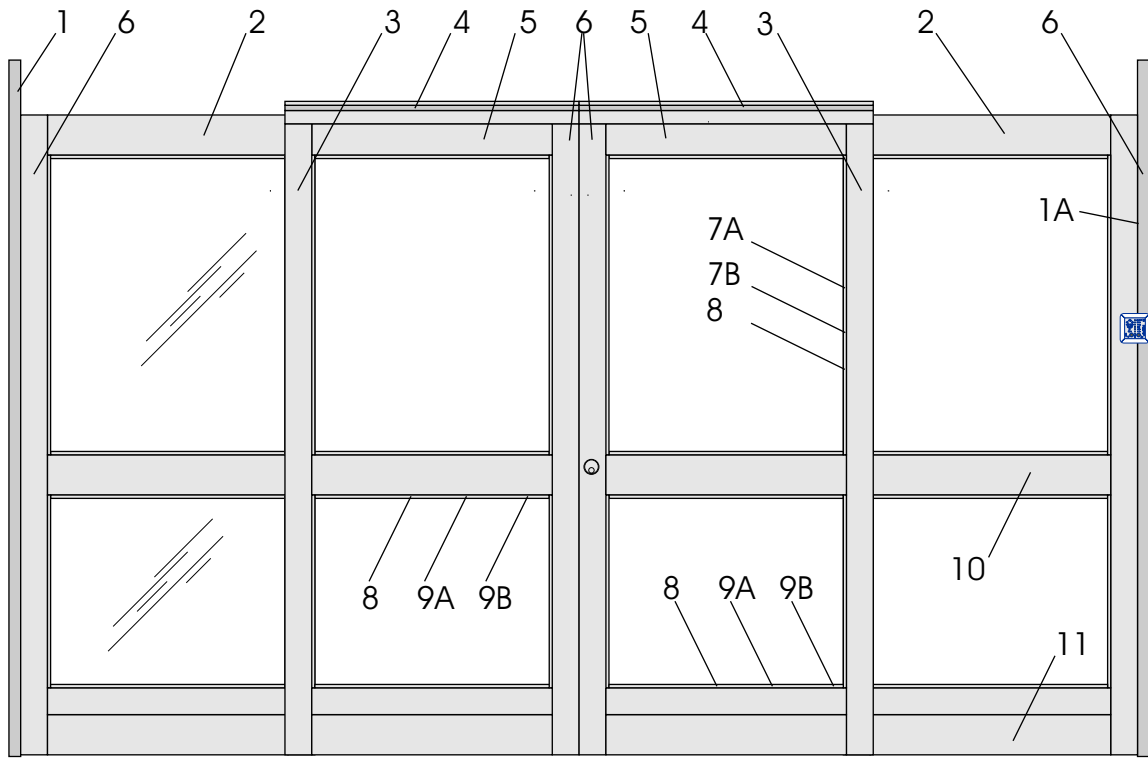

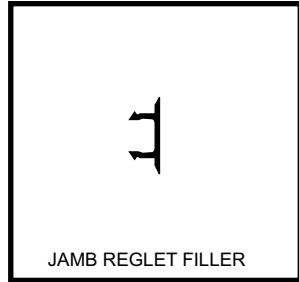
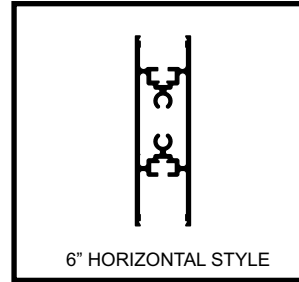
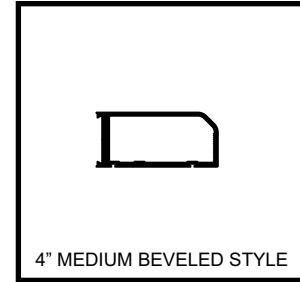
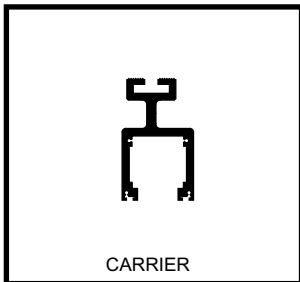
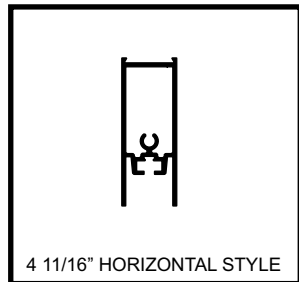
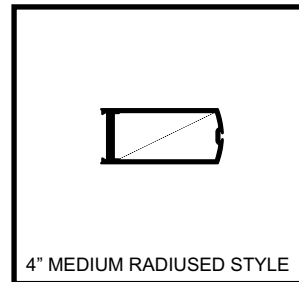
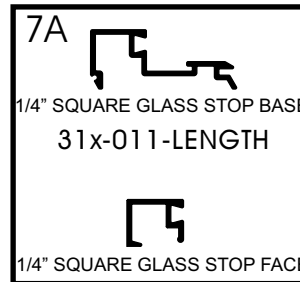
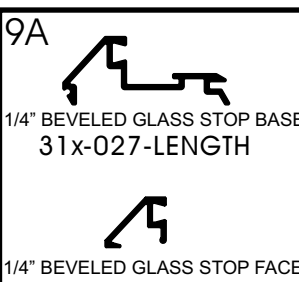
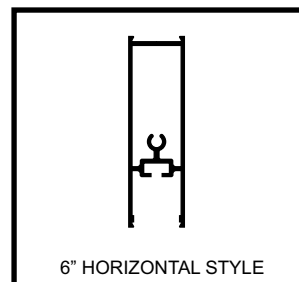
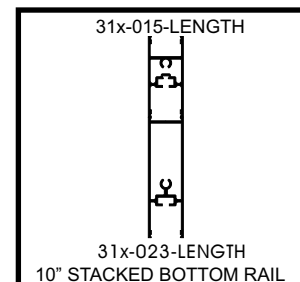


SLM H.D. DOOR LEAF EXTRUSIONS



 <p>DOUBLE REGLET JAMB</p> <p>1 21x-023-LENGTH</p>	 <p>JAMB REGLET FILLER</p> <p>1A 21x-020-LENGTH</p>	 <p>6" HORIZONTAL STYLE</p> <p>2 31x-023B-LENGTH</p>	 <p>4" MEDIUM BEVELED STYLE</p> <p>3 31x-019-LENGTH</p>
 <p>CARRIER</p> <p>4 11x-002-LENGTH</p>	 <p>4 11/16" HORIZONTAL STYLE</p> <p>5 31x-022-LENGTH</p>	 <p>4" MEDIUM RADIUSED STYLE</p> <p>6 31x-020-LENGTH</p>	 <p>7A 1/4" SQUARE GLASS STOP BASE 31x-011-LENGTH</p> <p>7B 1/4" SQUARE GLASS STOP FACE 31x-011-LENGTH</p>
<p>NO PICTURE</p> <p>GLASS STOP VINYL</p> <p>8 330-003</p>	 <p>9A 1/4" BEVELED GLASS STOP BASE 31x-027-LENGTH</p> <p>9B 1/4" BEVELED GLASS STOP FACE 31x-028-LENGTH</p>	 <p>6" HORIZONTAL STYLE</p> <p>10 31x-023-LENGTH</p>	 <p>31x-015-LENGTH</p> <p>31x-023-LENGTH 10" STACKED BOTTOM RAIL</p> <p>11</p>

x= FINISH 1-MILL 2-CLEAR 3-BRONZE REPLACE "x" WITH COLOR NUMBER
 LENGTH= LENGTH NEEDED IN INCH TO NEAREST UPWARD FOOT

