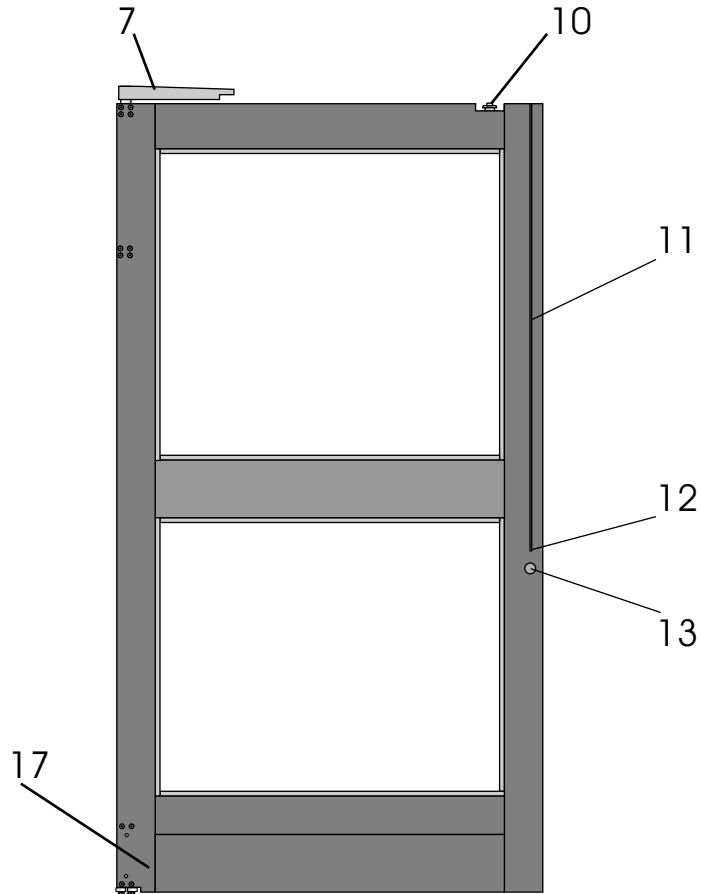


FIXED SIDELITE H.D. STYLE LEAF HARDWARE


R.H. ACTIVE SHOWN L.H. OPPOSITE




NOTE: PICTURES NOT TO SCALE




7 BREAKOUT PIVOT ARM
350-060




17 FIXED SIDELITE BOTTOM PIVOT ASSY.
350-001




10 BALL CATCH ASSEMBLY ACTIVE LEAF
35x-002




11 TOP LOCK ROD ASSY
350-065-01 or -02



12 HOOK LOCK ASSY
35x-039



13_{Interior} THUMB TURN CYLINDER
35x-031



13_{Exterior} TEMPORARY LOCK CYLINDER
35x-030KA

x= FINISH 1-MILL 2-CLEAR 3-BRONZE REPLACE "x" WITH COLOR NUMBER
LENGTH= LENGTH NEEDED IN INCH TO NEAREST UPWARD FOOT

