

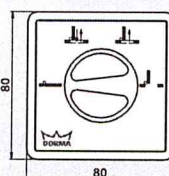
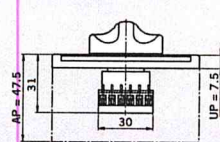

## Program switches

External program switches are available in different designs and have been conceived for all kinds of demands. They offer various options, from a mechanical to a full-electronic

version, alternatively also lockable via Euro profile half-cylinder or in a full-electronic way via code. These switches are designed to replace the internal program switch.

**List Price**

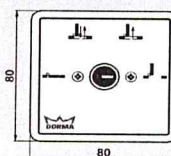
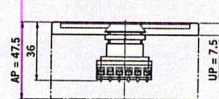
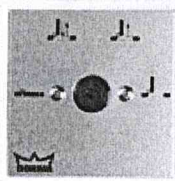
### Mechanical



**Program switch**  
4-position, aluminium,  
white, flush-mounted  
version, Gira S-Color

Article No. 19135404150 **\$244.86**  
Box for surface-mounting:  
5080531332 *12, 11*

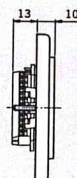
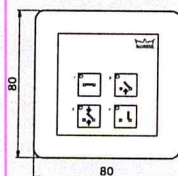

### Mechanical and lockable



**Program switch**  
4-position, lockable, alumi-  
nium, white, flush-mounted  
version, Gira S-Color

Article No. 19135604150 **\$244.86**  
Box for surface-mounting:  
5080531332 *12, 11*

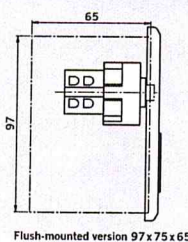
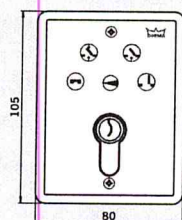
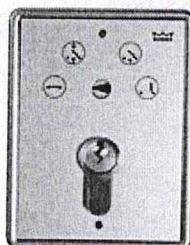
### Electronic



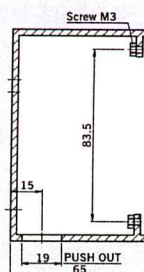
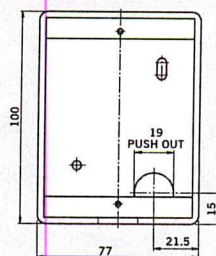
**Full-electronic  
program switch**  
In System 55 design,  
4-position, lockable via code  
or additional TL-ST S55 key  
switch, membrane keypad,  
aluminium-coloured, white,  
flush-mounted version

Article No. 16557001150 **\$386.62**  
Box for surface-mounting:  
5158533332 *12, 11*

### Mechanical with Euro profile half-cylinder



Flush-mounted version 97 x 75 x 65



**Program switch**  
4-position, lockable via Euro  
profile half-cylinder, white,  
flush-mounted version

Article No. 19141801170 **\$181.00**  
Box for surface-mounting:  
19142201170 *31, 42*